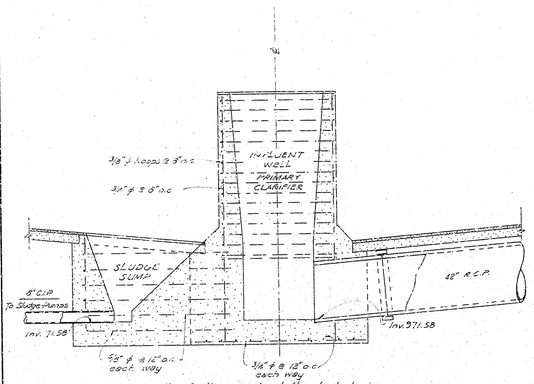

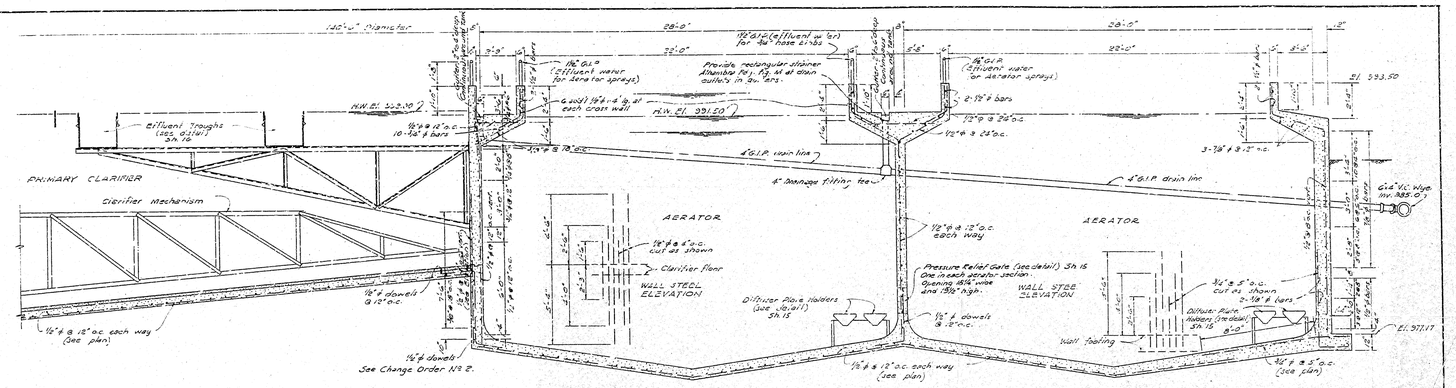

TYPICAL SECTION
CLARAETOR
Scale: 1/4"=1'-0"

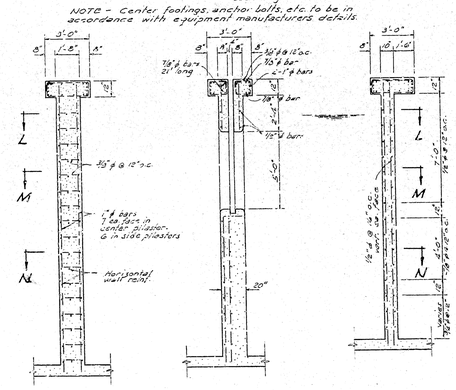

SECTION R-R SECTION S-S SECTION T-T

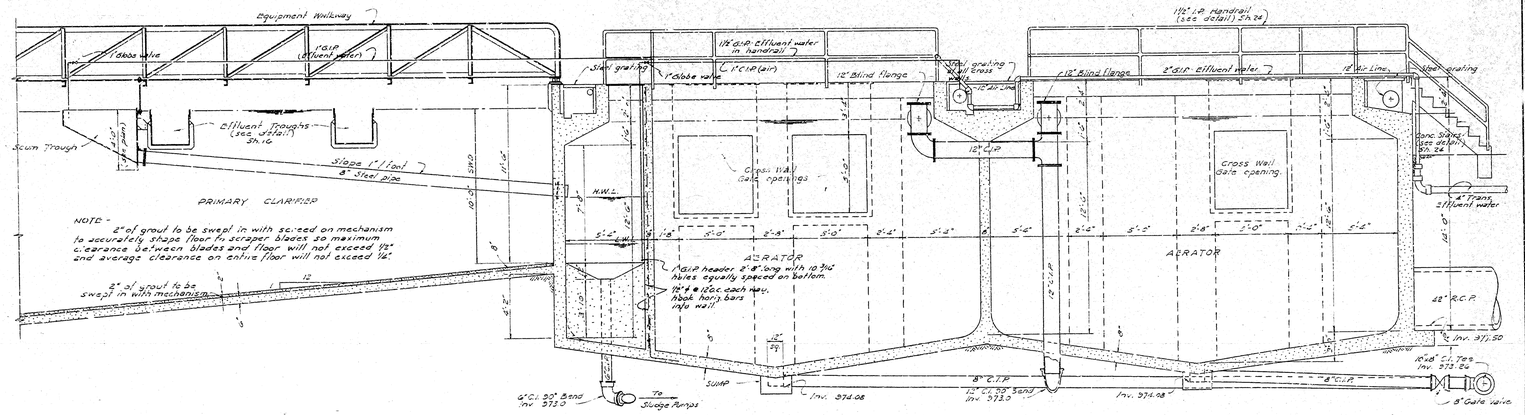

SECTION A-A
Scale: 1/2"=1'-0"

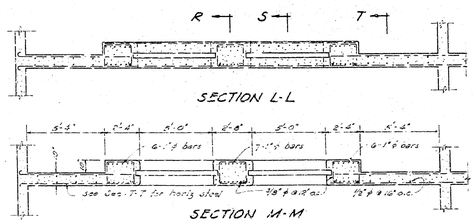

SECTION L-L

SECTION M-M

SECTION N-N

TYPICAL CROSS WALL SECTIONS
Scale: 1/2"=1'-0"

NOTE: See Change Order No. 1 for installation of handrail at Aerator cross walls.

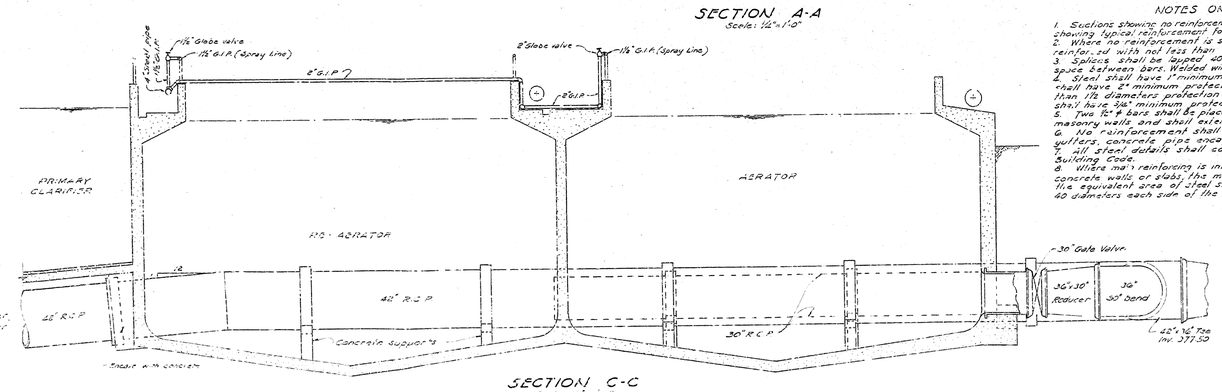

SECTION C-C
Scale: 1/2"=1'-0"

NOTES ON STEEL REINFORCEMENT

1. Sections showing no reinforcement shall be reinforced as shown on sections showing typical reinforcement for the particular unit.
2. Where no reinforcement is shown except as stated above the section shall be reinforced with not less than 0.3% reinforcement in each direction.
3. Splices shall be lapped 40 diameters and shall be tied with 1" minimum space between bars. Welded wire fabric shall be lapped not less than one mesh.
4. Steel shall have 1" minimum protection except that steel in slabs on earth shall have 2" minimum protection. Main steel shall not be placed with more than 1½ diameters protection except as specified above. Welded wire fabric shall have 3/4" minimum protection.
5. Two 7/8" ϕ bars shall be placed in all sides of openings in concrete or masonry walls and shall extend 24" beyond the opening in each direction.
6. No reinforcement shall be required in mass concrete, sidewalks, curbs, gutters, concrete pipe encasement except where specifically required.
7. All steel details shall conform to requirements of the Uniform Building Code.
8. Where main reinforcing is interrupted by pipes or openings, passing through concrete walls or slabs, the main reinforcing shall be spread to miss the pipe or the equivalent area of steel shall be maintained by additional bars extending 40 diameters each side of the opening.

REVISED "AS BUILT"

SEWAGE TREATMENT WORKS
SAN BERNARDINO
CALIFORNIA
1956

CURRIE ENGINEERING COMPANY
CONSULTING ENGINEERS

CLARAETOR SECTIONS | 14